




SHAFTLESS SCREW



BUCKET ELEVATORS



**SCREW CONVEYORS &
MADE-TO-ORDER COMPONENTS**



**L-PATH & S-PATH
DRAG CONVEYORS**



DRUM PULLEYS



WING PULLEYS



BUCKETS



**MILL DUTY
DRAG CONVEYORS**

In any industry, unscheduled downtime can cost you money.

Conveyor downtime can impact your production quotas and shipments of your finished products, which ultimately can affect your profits.

At **thomas** we understand how important it is to keep your equipment operating. That's why we have developed special expertise in metallizing, design, metal improvement and many other methods to keep you running efficiently.

We have a long history of success in many varied industries. Some of our success stories could provide the solution to your needs: Our Cone Screw Design that eliminates premature pipe breakage on most feeder screw applications; Our inner/outer ribbon screws that mix bulk materials more effectively than any other method; Our exclusive hard iron bearings, the only self-lubricating kind in the industry.

Over 60 Years of Manufacturing Conveyor Equipment

MTO Screws / Large Flights



46' long, 78" diameter double lead water lift screws

- Flights up to 10 ft. diameter
- Flights up to 1½" thick
- Laminated flights for heavier requirements



Modular plastic screws, available in Polyurethane, Polypropylene, and Polyethylene, are easily replaceable without welding or burning



36' long, 38" diameter 2205 duplex SS pulp screw



30' long, 48" diameter 316SS paddle type screw

Other Custom Capabilities

- CEMA IV Weld finishes
- Polished conveyor for sanitary and chemical applications
- Bonded construction modular plastic conveyor for sanitary applications
- Extreme temperature solutions
- Stringent tolerance capabilities
- Laser cut parts
- Cooling Screws



Material Options: AR200, AR400, AR500, 304SS, 316SS, 2205SS, Manganese, and many other alloys. Chromium Carbide is one of the numerous hard facing options available




Quick or Emergency Delivery

We are willing and able to meet emergency delivery requirements due to breakdown or deadlines.

- Quick alteration of stock parts
- Fast-Track Made-to-Order conveyors and parts

Standard Screw Conveyors and Components

thomas offers one of the largest inventories of CEMA standard Screw Conveyor Components in North America.



Shaftless Screw Conveyor "The Problem Solver"

This pipeless heavy duty screw conveyor solves problems that traditional screws cannot. No pipe, no Hanger Bearings, fewer problems.

Solves problems associated with:

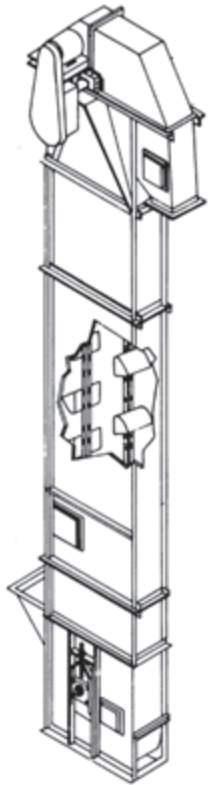
- Large/irregular lump size
- Stringy/sticky materials
- Equipment that is difficult to access/maintain
- Excessive downtime/maintenance



Conveyors shown without covers for illustration purposes only. Please follow manufacturers safety guidelines when operating conveyors.

Bucket Elevators

- Standard Duty
- Centrifugal
- Continuous
- Mill Duty
- Super Capacity
- High speed and more....



Wing & Drum Pulleys

- Standard Duty
- Mine Duty
- Quarry Duty
- Other Specialty Pulleys Available



Custom Shafting

Drag Conveyor

Types

- Round Bottom
- L & S Path
- Flat Bottom
- Mill Duty

Popular Applications

- Ash Handling
- Wood Waste
- Grain
- Dust Removal





Specialty Applications

Our extensive industry experience enables us to provide you with the answers to those troublesome areas that impact your ability to get product out the door. Industry specific product guides are available for a number of targeted markets.

- Pulp & Paper
- Rendering
- Wastewater Treatment
- Dust Collection/Air Pollution Control
- Wine & Beverage
- Wood Products
- Food Processing
- Mixer & Shredder
- Aggregate
- Waste-to-Energy
- Chemical & Heavy Industrial
- Cement



**thomas conveyor
company®**



sales@thomasconveyor.com 800-433-2217 Burleson, TX
www.thomasconveyor.com Fax 817-447-3840